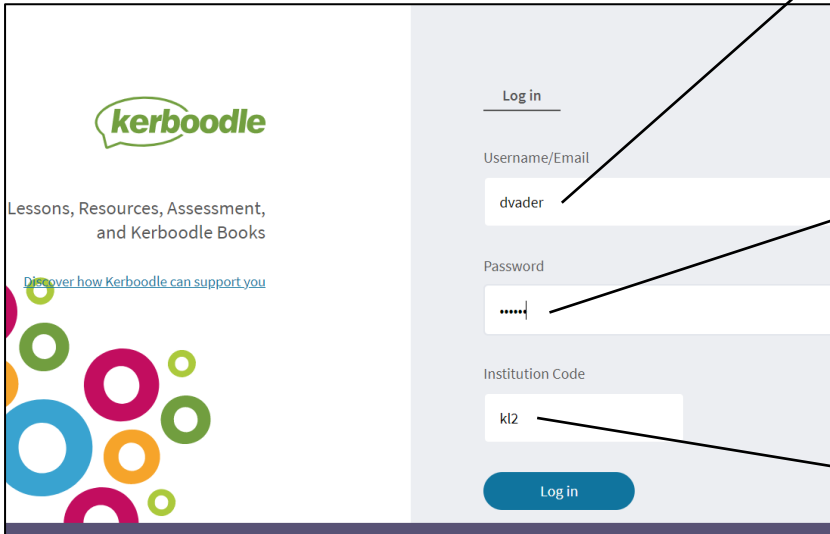


Using Kerboodle

1. Signing in

You will need to sign in to access your digital book or an interactive link shared by your teacher.



Your username is the initial of your first name combined with your second name all in lowercase and all attached. For example, Darth Vader's username would be dvader.

If somebody else in the school had the same initials; a Dorothy Vader for example, then that person's username would be dvader1.

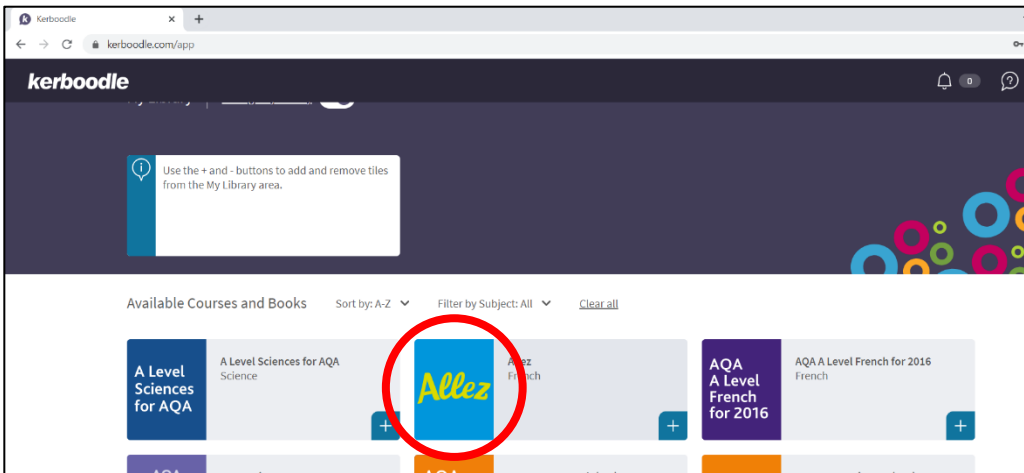
Your default password is the same as your username but when you log in for the first time you will be asked to change it to personalise your account. Make sure you remember your new password.

If you forget your password, let your teacher know so they can reset the default password and let you change it again.

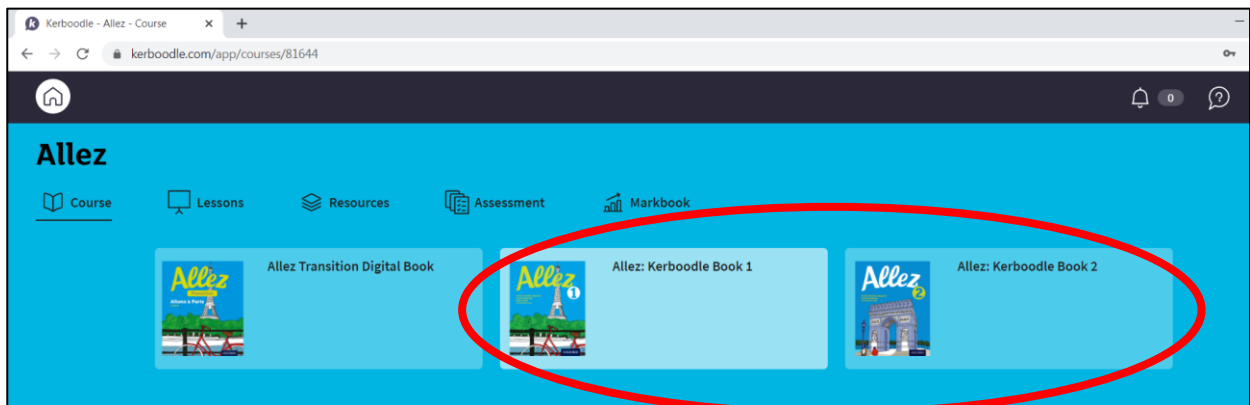
The school's institution code is kl2 (the middle letter is a lower L not a capital i)

2. Accessing your digital book

Once you've signed in, select the "Allez" course by clicking on it.

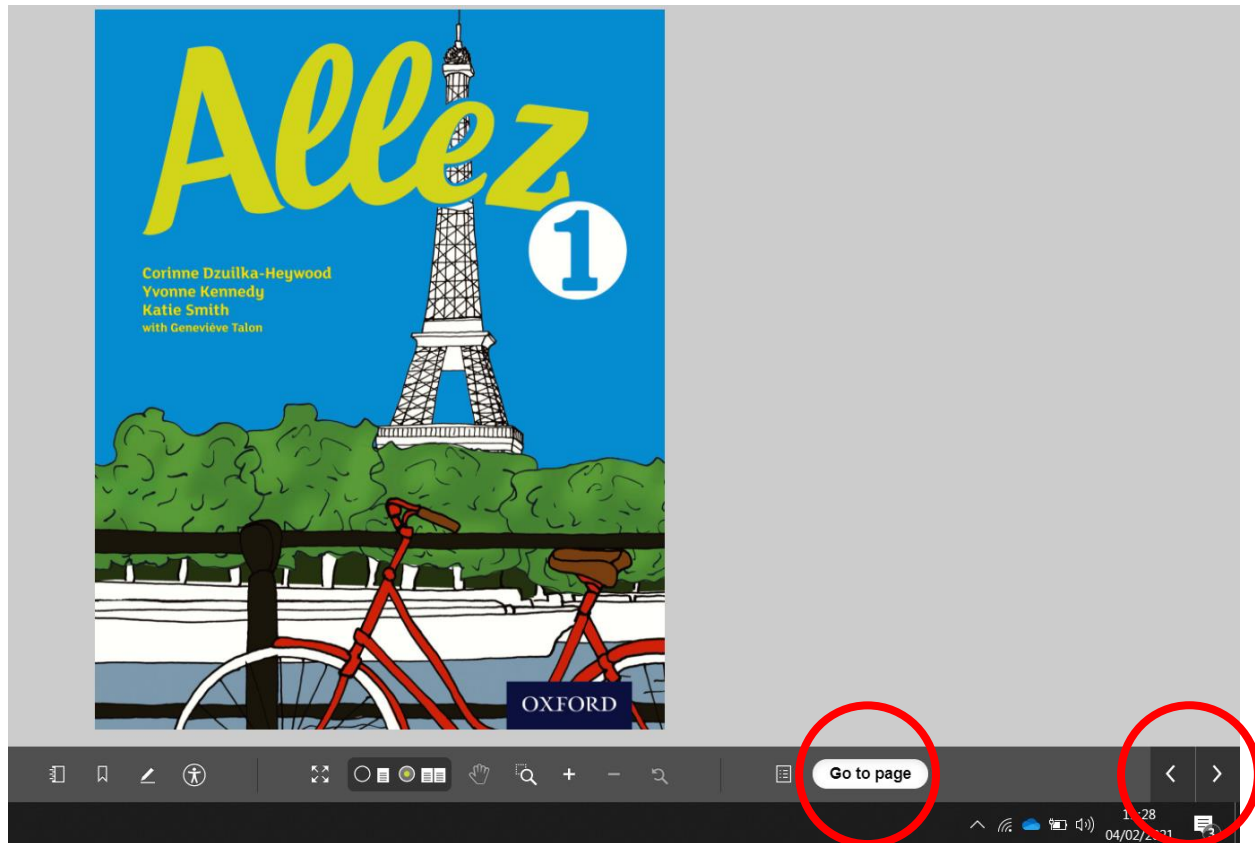


Then select your digital book. Year 7 = book 1 / year 8 = book 1 & 2 / year 9 = book 2



3. Navigating your book

To go to the assigned page, enter the page number in the “go to page” box at the bottom right of the screen. Note that your book will always open directly on the last page you visited. You can go to the next or previous page by clicking on the arrows in the bottom right hand corner.



4. Accessing an audio file from the digital book

To complete a listening task on the book just click on the green arrow next to the task to open the audio file.

